

Name : _____

Score : _____

Box-and-Whisker Plot

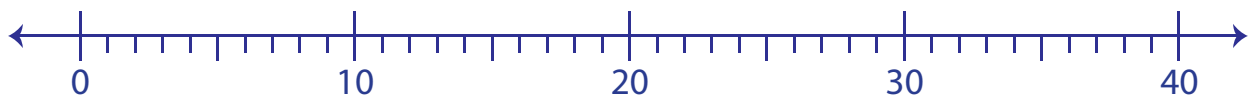
Level 1: S1

Make box-and-whisker plots for the given data.

1) 17, 29, 32, 9, 30, 14, 8, 39, 11, 32, 23

Minimum : _____ Maximum : _____

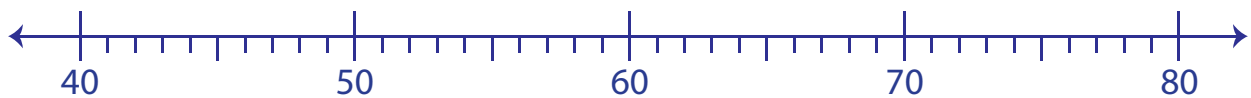
Q_1 : _____ Q_2 : _____ Q_3 : _____



2) 58, 67, 44, 72, 51, 42, 60, 46, 69

Minimum : _____ Maximum : _____

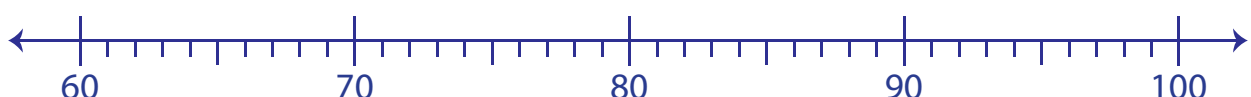
Q_1 : _____ Q_2 : _____ Q_3 : _____



3) 67, 100, 94, 77, 80, 62, 79, 68, 95, 86, 73, 84

Minimum : _____ Maximum : _____

Q_1 : _____ Q_2 : _____ Q_3 : _____

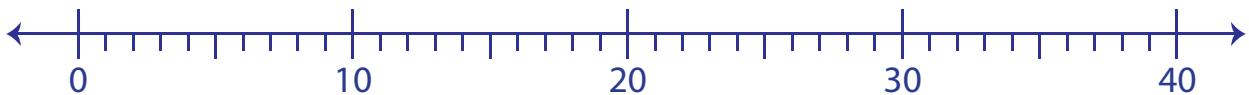


Answer Key**Box-and-Whisker Plot**

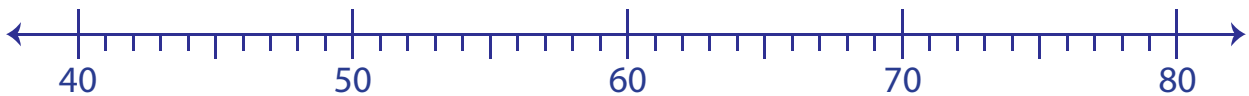
Level 1: S1

Make box-and-whisker plots for the given data.

1) 17, 29, 32, 9, 30, 14, 8, 39, 11, 32, 23

Minimum : 8 Maximum : 39Q₁ : 11 Q₂ : 23 Q₃ : 32

2) 58, 67, 44, 72, 51, 42, 60, 46, 69

Minimum : 42 Maximum : 72Q₁ : 45 Q₂ : 58 Q₃ : 68

3) 67, 100, 94, 77, 80, 62, 79, 68, 95, 86, 73, 84

Minimum : 62 Maximum : 100Q₁ : 70.5 Q₂ : 79.5 Q₃ : 90